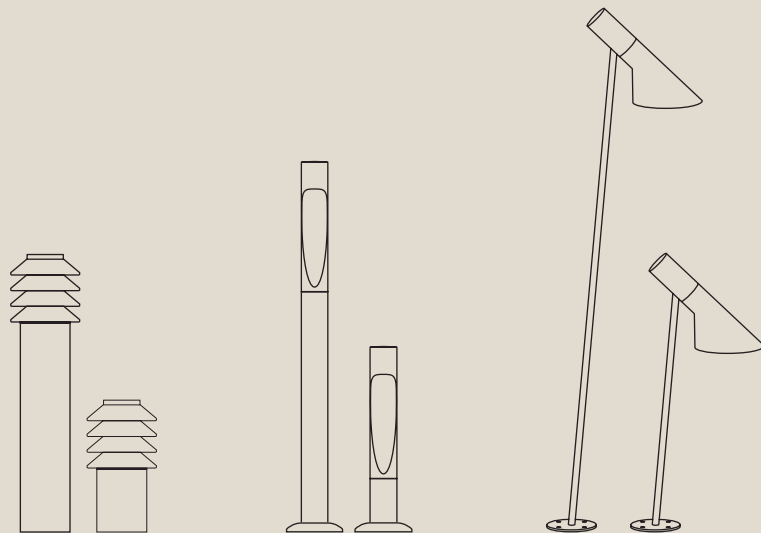


louis poulsen

GARDEN

INSTALLATION GUIDE



louis poulsen

BYSTED GARDEN

DESIGN: PETER BYSTED



ANCHOR Bollard with anchor unit.					
Size:	Kelvin*	Aluminium colour	Black colour	Corten colour	
Large 534 mm	2700K	24V: 5747404948	24V: 5747409639	24V: 5747404595	 Requires installation by certified electrician.
	3000K	24V: 5747404935	24V: 5747409626	24V: 5747404582	
Small 254 mm	2700K	24V: 5747404854	24V: 5747409545	24V: 5747404537	
	3000K	24V: 5747404841	24V: 5747409532	24V: 5747404524	

BASEPLATE Bollard with baseplate.					
Size:	Kelvin*	Aluminium colour	Black colour	Corten colour	
Large 534 mm	2700K	24V: 5747404919	24V: 5747409600	24V: 5747404579	 Requires installation by certified electrician.
	3000K	24V: 5747404906	24V: 5747409590	24V: 5747404566	
Small 254 mm	2700K	24V: 5747404825	24V: 5747409516	24V: 5747404511	
	3000K	24V: 5747404812	24V: 5747409503	24V: 5747404508	

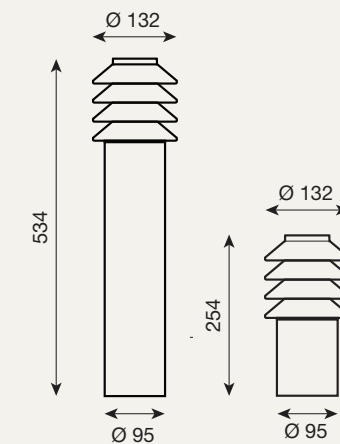

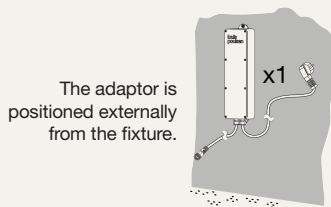
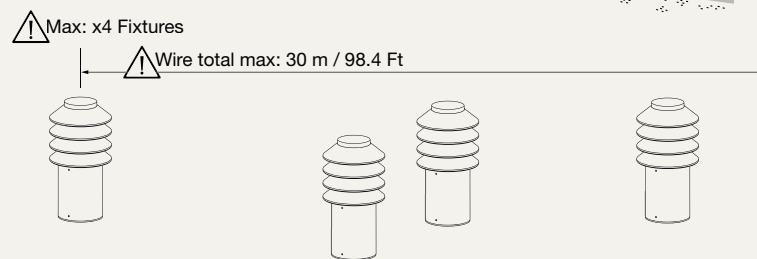
SPIKE Bollard with spike, T-connector, and 5 m. cable with plug.					
Size:	Kelvin*	Aluminium colour	Black colour	Corten colour	
Large 534 mm	2700K	24V: 5747405772	24V: 5747409480	24V: 5747405714	 Does not require installation by certified electrician. Plug-and-Play.
	3000K	24V: 5747405769	24V: 5747409477	24V: 5747405701	
Small 254 mm	2700K	24V: 5747405743	24V: 5747409451	24V: 5747405691	
	3000K	24V: 5747405730	24V: 5747409448	24V: 5747405688	

* For 4000K please contact Louis Poulsen.

IMPORTANT: An adaptor must be bought separately. A maximum of 4 Bysted Garden (14W) bollards can be run by one adaptor.

Accessories:
Garden Adaptor box (60W).
EU: 5747407039
UK: 5747407042

Garden T-connector 5747405303
Garden cable 5 m. 5747405316



Bollard with anchor unit to be fixed in concrete
Requires installation by certified electrician.

Anchor unit to be fixed in concrete. Use installation cables for in-ground installation for legal fixed installation. Cables are not included. Looping is approved.

Bollard with baseplate for mounting on a surface
Requires installation by certified electrician.

Mounting on a surface. Use installation cables for in-ground installation for legal fixed installation. Cables are not included. Looping is approved.

Bollard with spike
Plug-and-Play

Put the bollard with the spike into the ground. Let the enclosed cable 5 m. run over the ground. The bollard is connected to the adaptor using standard plugs delivered with the fixture. Plug-and-Play.

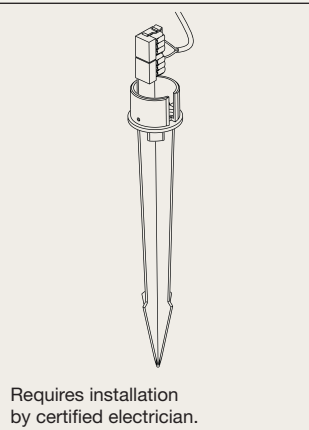
louis poulsen

FLINDT GARDEN


DESIGN: CHRISTIAN FLINDT



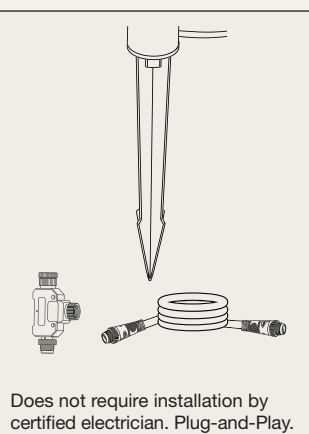
ANCHOR				
Bollard with anchor unit.				
Size:	Kelvin*	Aluminium colour	Black colour	Corten colour
Large 695 mm	2700K	24V: 5747402966 230V: 5747500839	24V: 5747408973 230V: 5747500897	24V: 5747402607 230V: 5747500774
	3000K	24V: 5747402953 230V: 5747500842	24V: 5747408960 230V: 5747500907	24V: 5747402597 230V: 5747500787
Small 345 mm	2700K	24V: 5747402872	24V: 5747408889	24V: 5747402513
	3000K	24V: 5747402869	24V: 5747408876	24V: 5747402500



BASEPLATE				
Bollard with baseplate.				
Size:	Kelvin*	Aluminium colour	Black colour	Corten colour
Large 695 mm	2700K	24V: 5747402937 230V: 5747500800	24V: 5747408944 230V: 5747500868	24V: 5747402571 230V: 5747500745
	3000K	24V: 5747402924 230V: 5747500813	24V: 5747408931 230V: 5747500871	24V: 5747402568 230V: 5747500758
Small 345 mm	2700K	24V: 5747402843	24V: 5747408850	24V: 5747402487
	3000K	24V: 5747402830	24V: 5747408847	24V: 5747402474



SPIKE				
Bollard with spike, T-connector, and 5 m. cable with plug.				
Size:	Kelvin*	Aluminium colour	Black colour	Corten colour
Large 695 mm	2700K	24V: 5747402995	24V: 5747408821	24V: 5747402636
	3000K	24V: 5747402982	24V: 5747408818	24V: 5747402623
Small 345 mm	2700K	24V: 5747402908	24V: 5747408795	24V: 5747402542
	3000K	24V: 5747402898	24V: 5747408782	24V: 5747402539

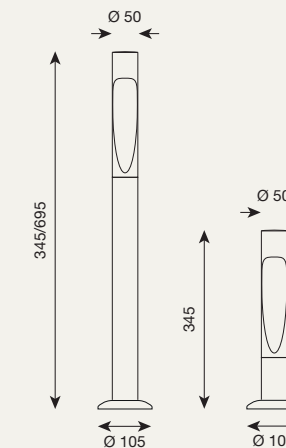
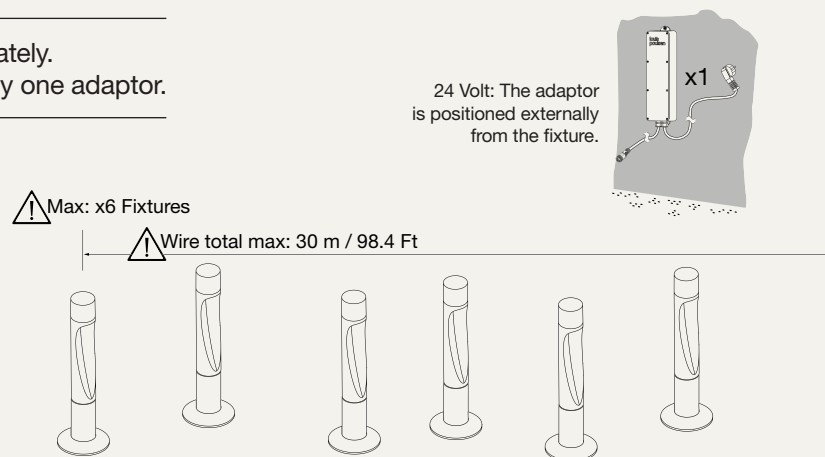


* For 4000K please contact Louis Poulsen.

IMPORTANT! For 24V an adaptor must be purchased separately. A maximum of 6 Flindt Garden bollards (6,5W) can be run by one adaptor.

Accessories:
Garden Adaptor box (60W).
EU: 5747407039
UK: 5747407042

Garden T-connector 5747405303
Garden cable 5 m. 5747405316



Bollard with anchor unit to be fixed in concrete
Requires installation by certified electrician.

24 Volt: Anchor unit to be fixed in concrete. Use installation cables for in-ground installation for legal fixed installation. Cables are not included. Looping is approved.

230 Volt: Anchor unit to be fixed in concrete. Looping is approved.

Bollard with baseplate for mounting on a surface
Requires installation by certified electrician.

24 Volt: Mounting on a surface. Use installation cables for in-ground installation for legal fixed installation. Cables are not included. Looping is approved.

230 Volt: Mounting on a surface. Looping is approved.

Bollard with spike
Plug-and-Play




Put the bollard with the spike into the ground. Let the enclosed cable 5 m. run over the ground. The bollard is connected to the adaptor using standard plugs delivered with the fixture. Plug-and-Play.

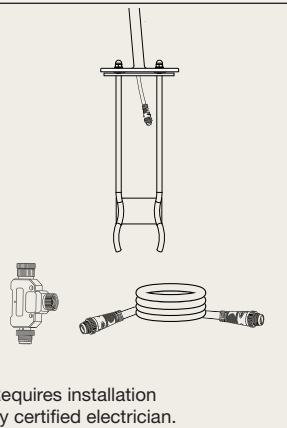
louis poulsen




AJ GARDEN

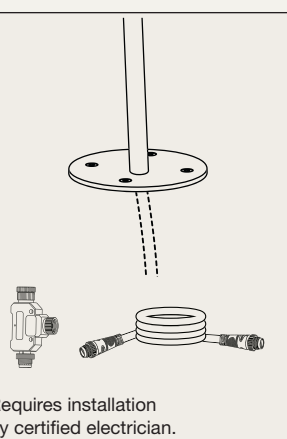
DESIGN: ARNE JACOBSEN






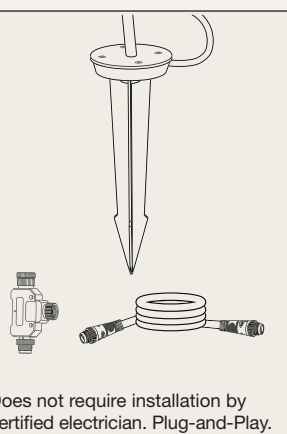
ANCHOR			
Bollard with anchor, T-connector, and 5 m. cable with plugs.			
Size:	Kelvin*	Black colour	
Large 954 mm 	2700K	24V: 5747306897	
	3000K	24V: 5747306884	
Small 504 mm 	2700K	24V: 5747306800	
	3000K	24V: 5747306790	



BASEPLATE			
Bollard with baseplate, T-connector, and 5 m. cable with plugs.			
Size:	Kelvin*	Black colour	
Large 954 mm 	2700K	24V: 5747306868	
	3000K	24V: 5747306855	
Small 504 mm 	2700K	24V: 5747306774	
	3000K	24V: 5747306761	



SPIKE			
Bollard with spike, T-connector, and 5 m. cable with plugs.			
Size:	Kelvin*	Black colour	
Large 954 mm 	2700K	24V: 5747306923	
	3000K	24V: 5747306910	
Small 504 mm 	2700K	24V: 5747306839	
	3000K	24V: 5747306826	

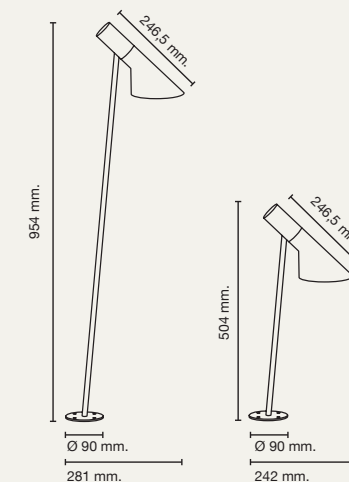
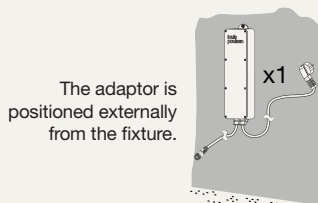
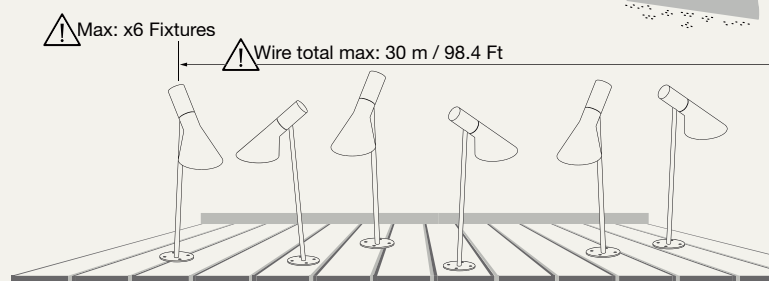


* For 4000K please contact Louis Poulsen.

IMPORTANT: Adaptor must be bought separately:
A maximum of 6 AJ Garden bollards (6,5W) can be run by one adaptor.


Accessories:
Garden Adaptor box (60W).
EU: 5747407039
UK: 5747407042

Garden T-connector 5747405303
Garden cable 5 m. 5747405316



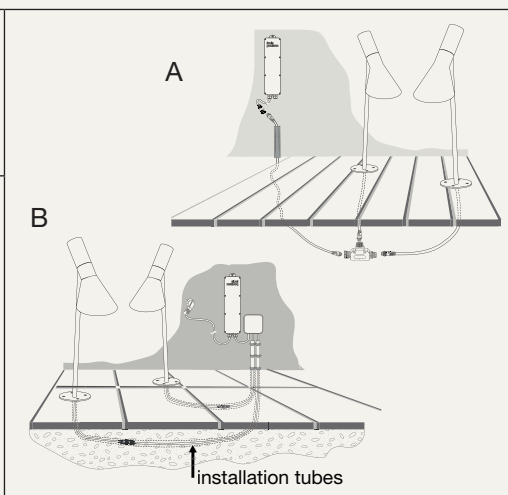
Bollard with anchor unit to be fixed in concrete
Requires installation by certified electrician.

Anchor unit to be fixed in concrete. Use installation tubes for inground installation, with enclosed cables running inside, for legal fixed installation.



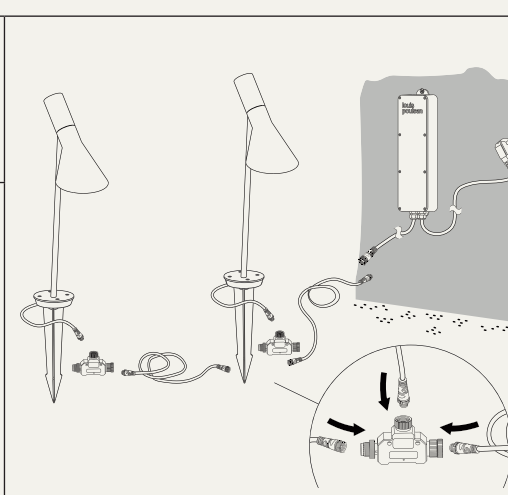
Bollard with baseplate for mounting on a surface.
Requires installation by certified electrician.

Two options for installation.
A) Mounting on a surface with overground installation. Enclosed cables running over the ground. When using T-connector for multiple bollards the connector must be easily accessible. The cables must be fixed for legal fixed installation.
B) Mounting on a surface with in-ground installation. Use installation tubes for in-ground installation, with enclosed cables running inside, for legal fixed installation.



Bollard with spike
Plug-and-Play

Put the bollard with the spike into the ground. Let the enclosed cable 5 m. run over the ground. The bollard is connected to the adaptor using standard plugs delivered with the fixture. Plug-and-Play.



louispoulsen.com

